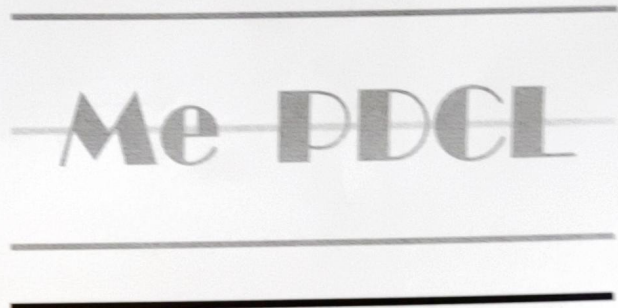


**MEGHALAYA POWER DISTRIBUTION  
CORPORATION LIMITED  
SHILLONG**



LIGHTING UP YOUR LIFE




**HALF YEARLY STATEMENT OF  
ACCOUNTS  
ENDING 30<sup>TH</sup> SEPTEMBER 2022**

MEGHALAYA POWER DISTRIBUTION CORPORATION LIMITED  
BALANCE SHEET AS AT 30th SEPTEMBER, 2022


(Amount in INR Lakhs)

Particulars	Note No.	As at 30th September, 2022 (Unaudited)	As at 31st March, 2022 (Restated)
<b>ASSETS</b>			
<b>Non-Current Assets</b>			
Property, Plant and Equipment	2	63,043.93	65,102.94
Capital Work-in-Progress	3	1,25,708.02	1,22,854.76
<b>Financial Assets-</b>			
(i) Others	4	1,843.00	1,145.68
Other Non Current Assets	5	5,239.63	2,104.79
<b>Total Non-Current Assets</b>		<b>1,95,834.58</b>	<b>1,91,208.17</b>
<b>Current Assets</b>			
Inventories	6	1,884.88	1,789.28
<b>Financial Assets-</b>			
(i) Trade receivables	7(a)	83,533.35	68,659.22
(ii) Cash and cash equivalents	7(b)	1,754.47	3,258.71
(iii) Balances Other Than Cash and Cash	7(c)	9,051.50	8,134.92
Equivalents			56.33
(iv) Loans	7(d)	24.69	32,392.70
(v) Other Financial Assets	7(e)	41,073.12	202.19
Current Tax Assets	8	164.76	2,861.71
Other current assets	9	3,330.81	2,861.71
<b>Total Current Assets</b>		<b>1,40,817.58</b>	<b>1,17,355.05</b>
<b>TOTAL ASSETS</b>		<b>3,36,652.16</b>	<b>3,08,563.22</b>
<b>EQUITY AND LIABILITIES</b>			
<b>EQUITY</b>			
Equity Share Capital	10	85,021.80	85,021.80
Other Equity	11	(2,56,687.92)	(2,61,861.81)
<b>Total Equity</b>		<b>(1,71,666.12)</b>	<b>(1,76,840.02)</b>
<b>LIABILITIES</b>			
<b>Non-Current Liabilities</b>			
<b>Financial Liabilities-</b>			
(i) Borrowings	12	1,59,629.46	1,62,340.45
Deferred Revenue	13	1,25,423.13	1,14,210.47
<b>Total Non-Current Liabilities</b>		<b>2,85,052.58</b>	<b>2,76,550.92</b>
<b>Current Liabilities</b>			
<b>Financial Liabilities-</b>			
(i) Borrowings	14(a)	-	72,801.29
(ii) Trade payables	14(b)	1,34,824.67	1,23,882.95
(iii) Other financial liabilities	14(c)	2,327.63	2,327.63
Provisions	15	2,327.63	5,371.51
Other current liabilities	16	5,524.02	4,468.94
Deferred Revenue	17	2,245.91	2,08,852.32
<b>Total Current Liabilities</b>		<b>2,23,265.71</b>	<b>4,85,403.24</b>
<b>Total Liabilities</b>		<b>5,08,318.29</b>	<b>3,08,563.22</b>
<b>TOTAL EQUITY AND LIABILITIES</b>		<b>3,36,652.16</b>	<b>3,08,563.22</b>

For and on behalf of the Board

  
Shri Sanjay Goyal, IAS  
Chairman-cum Managing Director  
DIN: 06738413

Shri Ramakrishna Chitturi, IAS  
Director (Finance) & Chief Financial Officer  
DIN: 09712409

  
FOR PARIK & CO.  
CHARTERED ACCOUNTANTS  
FRN-302147E (1961)  
PARTNER  
CA BIPIN KUMAR (FCA)  
Membership No-069805



Place:  
Date:




**MEGHALAYA POWER DISTRIBUTION CORPORATION LIMITED**  
**STATEMENT OF PROFIT AND LOSS FOR THE HALF YEAR ENDED 30th SEPTEMBER, 2022**


(Amount in INR Lakhs)

Particulars	Note No.	For the half year ended 30th September, 2022 (Unaudited)	For the half year ended 30th September, 2021 (Restated)
<b>Incomes</b>			
Revenue From Operations	18	61,447.05	52,074.64
Other Income	19	16,603.12	10,779.47
<b>Total Income</b>		<b>78,050.17</b>	<b>62,854.11</b>
<b>Expenses</b>			
Power Purchase Costs	20	50,975.38	43,583.43
Employee benefits expense	21	10,827.15	10,162.56
Finance costs	22	8,116.76	6,820.36
Depreciation and amortization expense	23	2,311.92	2,311.87
Other expenses	24	906.66	744.37
Prior period expenses			-
<b>Profit/(loss) before exceptional items and tax</b>		<b>4,912.29</b>	<b>(768.51)</b>
Exceptional Items	25	1.70	13.56
<b>Profit/(loss) before tax</b>		<b>4,910.59</b>	<b>(782.07)</b>
Tax Expense			
(i) Current tax	-		
(ii) Deferred tax	-		
<b>Profit (loss) for the year</b>		<b>4,910.59</b>	<b>(782.07)</b>
<b>Other Comprehensive Income</b>			
A (i) Items that will not be reclassified to profit or loss	-		
A (ii) Income tax relating to items that will not be reclassified to profit or loss	-		
B (i) Items that will be reclassified to profit or loss	-		
B (ii) Income tax relating to items that will be reclassified to profit or loss	-		
<b>TOTAL COMPREHENSIVE INCOME FOR THE PERIOD</b>		<b>4,910.59</b>	<b>(782.07)</b>
<b>Earnings per equity share</b>			
(i) Basic		0.58	(0.09)
(ii) Diluted		0.58	(0.09)

For and on behalf of the Board

  
**Shri Sanjay Goyal, IAS**  
 Chairman-cum-Managing Director  
 DIN: 06738413

**Shri Ramakrishna Chitturi, IAS**  
 Director (Finance) & Chief Financial Officer  
 DIN: 09712409

  
 FOR PARIK & CO.  
 CHARTERED ACCOUNTANTS  
 FRN-302147E (1961)  
 PARTNER  
 CA BIPIN KUMAR (FCA)  
 Membership No-059805




Place:  
Date:




MEGHALAYA POWER DISTRIBUTION CORPORATION LIMITED  
CASH FLOW STATEMENT FOR THE HALF YEAR ENDED 30th SEPTEMBER, 2022

Particulars	For the year half ended 30th September, 2022 Unaudited)	For the year half ended 30th September, 2021 (Restated)
<b>A. CASH FLOW FROM OPERATING ACTIVITIES</b>		
Profit before Tax as per Statement of Profit and Loss	4,910.59	(782.07)
Adjustments for :		
Depreciation & Amortization of Assets	2,311.92	2,311.87
Amortization of Grants	11,090.67	(14,285.27)
Provisions created	-	0.33
Interest Income	(63.94)	(32.50)
Finance Costs	8,116.76	6,820.36
<b>Operating Profit before Working Capital Changes</b>	<b>26,366.00</b>	<b>(5,967.27)</b>
Adjustments for increase/decrease in:		
Inventories	(95.60)	(12.60)
Trade receivables	(14,874.13)	(4,563.58)
Balances Other Than Cash and Cash Equivalents	(916.58)	3,227.16
Loans and Advances	31.64	33.83
Other Financial Assets	(8,680.42)	(13,113.89)
Current Tax Assets	37.43	(7.46)
Other Current Assets	(469.10)	(268.90)
Trade Payables	5,542.18	(10,122.80)
Other Financial Liability	10,941.72	21,348.75
Other Current Liabilities	152.52	30.69
<b>Cash generated from Operations</b>	<b>18,035.66</b>	<b>(9,416.08)</b>
Taxes Paid	-	-
<b>Net Cash from Operating Activities</b>	<b>18,035.66</b>	<b>(9,416.08)</b>
<b>B. CASH FLOW FROM INVESTING ACTIVITIES</b>		
Acquisition of PPE	(252.92)	(83.92)
Investment CWIP	(2,853.26)	(13,911.07)
Other Financial Asset	(697.33)	(548.14)
Other Non Current Assets	(3,134.83)	(899.18)
Interest Income	63.94	32.50
<b>Net Cash from Investing Activities</b>	<b>(6,874.40)</b>	<b>(15,409.81)</b>
<b>C. CASH FLOW FROM FINANCING ACTIVITIES</b>		
Proceeds from Equity Share Capital Pending allotment	263.31	(0.00)
Non Current Borrowings	(2,710.99)	7,262.73
Deferred Revenue	(2,101.06)	26,383.57
Finance Cost	(8,116.76)	(6,820.36)
Other Non Current Liabilities	-	-
<b>Net Cash from Financing Activities</b>	<b>(12,665.50)</b>	<b>26,825.93</b>
<b>Net Increase/(Decrease) in Cash and Cash Equivalents (A+B+C)</b>	<b>(1,504.24)</b>	<b>2,000.04</b>
Opening balance of Cash and Cash Equivalents	3,258.71	3,751.69
Closing balance of Cash and Cash Equivalents:	1,754.47	5,751.73
Consisting of:		
Balances with Banks	1,462.69	5,293.39
Cash on hand	170.86	342.35
Cash Imprest with Staff	120.93	116.00
	<b>1,754.47</b>	<b>5,751.73</b>

For and on behalf of the Board

  
Shri Sanjay Goyal, IAS  
Chairman-cum-Managing Director  
DIN: 06738413

Shri Ramakrishna Chitturi, IAS  
Director (Finance) & Chief Financial Officer  
DIN: 09712409

  
FOR PARIK & CO.  
CHARTERED ACCOUNTANTS  
FRN-302147E (1961)  
PARTNER  
CA BIPIN KUMAR (FCA)  
Membership No-059605



Place:  
Date:



MEGHALAYA POWER DISTRIBUTION CORPORATION LIMITED  
STATEMENT OF CHANGES IN EQUITY FOR THE YEAR ENDED 30th SEPTEMBER, 2022

(Amount in INR Lakhs)

A. Equity share capital	Amounts (Unaudited)
Balance as at 1st April, 2022	85,021.80
Changes in Equity Share Capital during the period 01.04.22 to 30.09.22: Allotment of Shares to Holding Company (Meghalaya Energy Corporation Limited, MeECL)	-
<b>Balance as at 30th September, 2022</b>	<b>85,021.80</b>

A. Equity share capital	Amounts (Restated)
Balance as at 1st October, 2021	84,685.80
Changes in Equity Share Capital during the period 01.10.21 to 31.03.22: Allotment of Shares to Holding Company (Meghalaya Energy Corporation Limited, MeECL)	336.00
<b>Balance as at 31st March, 2022</b>	<b>85,021.80</b>

B. Other Equity

(Amount in INR Lakhs)

Particulars	Reserve and Surplus	Equity Share Capital	TOTAL OTHER EQUITY
	Retained Earnings	Pending Allotment	(Unaudited)
Balance as at 1st April, 2022	(2,62,766.37)	904.56	(2,61,861.81)
Profit/(Loss) during the year	4,910.59	-	4,910.59
Prior Period Adjustments	263.31	-	263.31
Other Comprehensive Income for the Year	-	-	-
<b>Total Comprehensive Income for the Year</b>	<b>(2,57,592.48)</b>	<b>904.56</b>	<b>(2,56,687.92)</b>
Dividends	-	-	-
Transfer to Retained Earnings	-	-	-
Investment made by Meghalaya Energy Corporation Limited (MeECL- Holding Company)	-	-	-
Transfer to Equity Share Capital	-	-	-
<b>Balance as at 30th September, 2022</b>	<b>(2,57,592.48)</b>	<b>904.56</b>	<b>(2,56,687.92)</b>

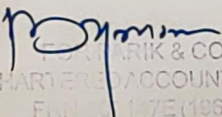
B. Other Equity

Particulars	Reserve and Surplus	Equity Share Capital	TOTAL OTHER EQUITY
	Retained Earnings	Pending Allotment	(Restated)
Balance as at 1st October, 2021	(2,48,264.18)	1,153.00	(2,47,111.18)
Profit/(Loss) during the year	(15,842.89)	-	(15,842.89)
Prior Period Adjustments	1,340.70	-	1,340.70
Other Comprehensive Income for the Year	-	-	-
<b>Total Comprehensive Income for the Year</b>	<b>(2,62,766.37)</b>	<b>1,153.00</b>	<b>(2,61,613.37)</b>
Dividends	-	-	-
Investment made by Meghalaya Energy Corporation Limited (MeECL- Holding Company)	-	87.56	87.56
Transfer to Equity Share Capital	-	(336.00)	(336.00)
<b>Balance as at 31st March, 2022</b>	<b>(2,62,766.37)</b>	<b>904.56</b>	<b>(2,61,861.81)</b>

For and on behalf of the Board



Shri Sanjay Goyal, IAS  
Chairman-cum-Managing Director  
DIN: 06738413

  
CHARTERED ACCOUNTANTS  
FRN 302147E (1961)  
PARTNER  
CA BIPIN KUMAR (FCA)  
Membership No-059805

Shri Ramakrishna Chitturi, IAS  
Director (Finance) & Chief Financial Officer  
DIN: 09712409



Place:  
Date:



**Note: - 1 Company Information and Significant Accounting Policies**

**A. Corporate Information of reporting entity**

The Meghalaya Power Distribution Corporation Limited (MePDCL) was incorporated under the erstwhile Companies Act, 1956 on 18.12.2009. The company was entitled to commence business according to the Certificate for Commencement of Business issued by the Registrar of Companies, Meghalaya w.e.f. 17.03.2010. The authorized share capital of the company is Rs. 1,00,000.00 (Rupees One Thousand Crores) divided into Rs. 10,000.00 (One Hundred Crores) Equity Shares of INR 10 (Rupees Ten) each. The Company is a Government Company within the meaning of sub-section 45 of Section 2 of The Companies Act, 2013 and the entire Paid-up Equity Share Capital is held by the Holding Company i.e., the Meghalaya Energy Corporation Limited (a company wholly owned by the Government of Meghalaya), except the equity shares allotted to the Signatories of the Memorandum of Association of the company.

**B. Basis of preparation and presentation**

**i. Statement of Compliance**

a) These financial statements comply with all the material aspects of the Indian Accounting Standards (Ind AS) notified under the Companies (Indian Accounting Standards) Rules, 2015 and subsequent amendments thereto, the Companies Act, 1956 (to the extent notified and applicable), applicable provisions of the Companies Act, 2013, and the provisions of the Electricity Act, 2003 to the extent applicable.

**ii. Basis of Measurement**

These financial statements are prepared on the accounting principles of going concern on accrual basis of accounting, under historical cost convention except for certain financial instruments which are measured at fair value.

**iii. Functional and presentation currency**

These financial statements are presented in Indian Rupees (INR), which is the Company's functional currency. All financial information presented in INR has been rounded off to the nearest lakh (upto two decimal) except as stated otherwise.

**iv. Current and non-current classification**

The Company presents assets and liabilities in the balance sheet based on current/non-current classification.

a) An asset is current when it is:

- Expected to be realized or intended to be sold or consumed in the normal operating cycle;
- Held primarily for the purpose of trading;
- Expected to be realized within twelve months after the reporting period; or
- Cash or cash equivalent unless restricted from being exchanged or used to settle a liability for at least twelve months after the reporting period.

All other assets are classified as non-current.

b) A liability is current when:

- It is expected to be settled in normal operating cycle;
- It is held primarily for the purpose of trading;
- It is due to be settled within twelve months after the reporting period; or
- There is no unconditional right to defer settlement of the liability for at least twelve months after the reporting period.

All other liabilities are classified as non-current.





**v. Use of estimates and judgment**

The presentation of Financial Statements requires certain estimates and assumptions. These estimates and assumptions affect the reported amount of assets and liabilities on the last date of the financial year and the reported amount of revenues and expenses during the reporting period. Estimates and judgments are evaluated on regular intervals. They are based on historical factors and include expectations of future events that may have a financial impact on the company and are believed to be reasonable under the present circumstances. Any differences between actual results and estimates are recognized in the period in which the actual results are known, ascertained or materialized.

**C. Significant accounting policies**

A summary of the significant accounting policies applied in the preparation of the financial statements are as given below. These accounting policies have been applied consistently to all periods presented in the financial statements.

**1. Property, plant and equipment**

**1.1 Initial recognition and measurement**

The company has adopted the cost model of recognition under Ind AS 16 to measure the Property, Plant and Equipment. Consequently, all the items of property, plant and equipment are carried at cost less the accumulated depreciation and accumulated impairment losses if any. Cost includes expenditure that is directly attributable to bringing the asset to the location and the condition necessary for it to be capable of operating in the manner intended by the management.

Property, Plant and Equipment acquired for replacement of the existing assets/ component are capitalized and the corresponding replaced assets/ component removed/ retired from active use are derecognized.

Property, Plant and Equipment of the transferred undertaking of the erstwhile Meghalaya State Electricity Board (MeSEB) are stated as specified in notification No.POWER-79/2009/290 dated 31st March 2010 issued by the Government of Meghalaya notifying "The Meghalaya Power Sector Reforms Transfer Scheme 2010," as amended.

In case of Property, Plant and Equipment for new projects, extensions, renovation or modernization, the related expenses and interest costs up to the date of commissioning, attributable to the same, are capitalised.

On transition to Ind AS, the company had elected during the Financial Year 2016-17 to continue with the carrying value of its property, plant and equipment recognized as at 1<sup>st</sup> of April, 2015 measured as per the previous GAAP and used that carrying value as the deemed cost of the property, plant and equipment for furtherance of recognition and presentation thereon.

The present value of the expected cost for the decommissioning of the asset after its use is included in the cost of the respective asset if the recognition criteria for a provision are met.

**1.2 Subsequent costs**

Subsequent expenditure is recognized as an increase in the carrying amount of the asset when it is probable that future economic benefits deriving from the cost incurred will flow to the enterprise and the cost of the item can be measured reliably.

The cost of replacing part of an item of property, plant and equipment is recognized in the carrying amount of the item if it is probable that the future economic benefits embodied within the part will flow to the Company and its cost can be measured reliably. The costs of the day-to-day servicing of property, plant and equipment are recognized in profit or loss as incurred.





**1.3 De-recognition**

Property, plant and equipment are derecognized when no future economic benefits are expected from their use or upon their disposal. Gains and losses on disposal of an item of property, plant and equipment are determined by comparing the proceeds from disposal with the carrying amount of the property, plant and equipment and are recognized in the statement of profit and loss.

**1.4 Spare parts**

Spare parts procured along with the Plant & Machinery or which subsequently meets the recognition criteria of Property, Plant and Equipment are capitalised and added in the carrying amount of such item. The carrying amount of spare parts that are replaced is derecognized when no future economic benefits are expected from their use or upon disposal. Other machinery spares are treated as "stores & spares" forming part of the inventory.

Inventories earmarked for Capital Work-in-Progress acquired by the Central Store are initially recognized at cost, computed as Ex-works price plus freight, insurances and applicable taxes.

Issuance of inventories earmarked for Capital Work-in-Progress to underlying units or projects, is made at an Issue Rate which is the approved tender or quotation rate applicable as on the date of such issue. In addition to the Issue Rate, the Central Store charges the concerned underlying unit @ 7.5% towards storage and handling of inventory.

**2. Investment properties:**

Property that is held for long-term rental yields or for capital appreciation or both, and that is not occupied by the Company, is classified as investment property. Investment property is measured initially at its cost, including related transaction costs and where applicable borrowing costs. Subsequent expenditure is capitalized to the asset's carrying amount only when it is probable that future economic benefits associated with the expenditure will flow to the Company and the cost of the item can be measured reliably.

An investment property is de-recognised upon disposal or when the investment property is permanently withdrawn from its current use and no future economic benefits are expected from the disposal. Any gain or loss arising on de-recognition of the property (calculated as the difference between the net disposal proceeds and the carrying amount of the asset) is included in profit or loss in the period in which the property is de-recognised. Investment properties, other than free hold land, are depreciated using straight line method over their estimated useful lives.

**3. Intangible assets and intangible assets under development**

An intangible asset is recognised if and only if it is probable that the expected future economic benefits that are attributable to the asset will flow to the Company and the cost of the asset can be measured reliably.

Intangible assets that are acquired by the Company, which have finite useful lives, are recognised at cost. Subsequent measurement is done at cost less the accumulated amortisation and accumulated impairment losses. Cost includes any directly attributable incidental expenses necessary to make the assets ready for its intended use. Expenditure incurred which is eligible for capitalization under intangible assets are carried as intangible assets under development till they are ready for their intended use.

**4. Capital work-in-progress**

Cost of materials consumed, erection charges and the incidental expenses incurred for a project or capital asset pending capitalization is shown as Capital Work-in-Progress (CWIP) till the capitalization of the concerned project or asset.

In case of Capital Work-in-Progress (CWIP) for works against deposits or works contracts where the final settlement of bills with contractors are yet to be effected, capitalization is done on provisional basis subject to necessary adjustments in the year of final settlement.





*Meghalaya Power (Distribution) Corporation Limited*

Claims for price variation or exchange rate variation in case of capital contracts are accounted for on acceptance thereof by the Company.

The costs incurred and revenues generated during the Trial Run Stages of Projects of Power Stations are capitalized. The cost of self-constructed assets includes the cost of materials & direct labour, any other costs directly attributable to bringing the assets to the location and the conditions necessary for it to be capable of operating in the manner intended by the management, and borrowing costs.

**5. Depreciation/amortization**

The rates of depreciation or amortization and estimated useful life thereon as prescribed by the Central Electricity Regulatory Commission (CERC) for the purpose of tariff, are being followed by the company.

With effect from 1 April 2014, Schedule II of the Companies Act, 2013 has been notified and in accordance with part B of schedule II, the rate and useful life given in the CERC regulation are applied for computing depreciation on assets. However, in case of assets where no useful life is prescribed in the CERC regulations, the useful life and residual value as given in part C of Schedule II of the Companies Act, 2013 is adopted.

In line with the above point, computer software and other intangible assets, if any, are categorised under Property, Plant and Equipment and depreciated thereby as per CERC norms.

Major overhaul and inspection costs which have been capitalised are depreciated over the period until the next scheduled outage or actual major inspection/overhaul, whichever is earlier.

Depreciation on the assets of the distribution business is charged on straight line method following the rates and methodology notified by the CERC up to 90% of the original cost of assets after taking 10% as residual value as referred to below:

Asset Group	Rate
Buildings	3.34%
Hydraulic Works	5.28%
Others Civil Works	3.34%
Plant and Machinery	5.28%
Lines and Cable Network	5.28%
Vehicles	9.50%
Furniture and Fixtures	6.33%
Office Equipment	6.33%
Computer and Accessories	15.00%

**6. Non-current Asset held for Sale**

The Company has classified a non-current asset (or disposal group) as held for sale if its carrying amount will be recovered principally through a sale transaction rather than through continuing use. The Company has measured a non-current asset (or disposal group) classified as held for sale at the lower of its carrying amount and fair value less the cost to sell.

**7. Inventories**

The Company is engaged in the business of distribution of electricity and the Inventories shown in the books of accounts are consumables.

Inventories of Operational and Maintenance Stock acquired by the Central Store are initially recognized at cost, computed as Ex-works price plus freight, insurances and applicable taxes.





Issuance of Operational and Maintenance Stock to underlying units is made at an Issue Rate which is the approved tender or quotation rate applicable as on the date of such issue. In addition to the Issue Rate, the Central Store charges the concerned underlying unit @ 7.5% towards storage and handling of inventory.

## 8. Borrowing costs

Borrowing costs that are directly attributable to the acquisition, construction/exploration/ development or erection of qualifying assets are capitalized as part of cost of such asset until such time the assets are substantially ready for their intended use.

Qualifying assets are assets which take a substantial period of time to get ready for their intended use or sale.

When the Company borrows funds specifically for the purpose of obtaining a qualifying asset, the borrowing costs incurred are capitalized. When the Company borrows funds generally and uses them for the purpose of obtaining a qualifying asset, the capitalization of the borrowing costs is computed based on the weighted average costs of general borrowing that are outstanding during the period and used for the acquisition, construction/exploration or erection of the qualifying asset.

Capitalization of borrowing costs ceases when substantially all the activities necessary to prepare the qualifying assets for their intended uses are complete. Borrowing costs consist of interest and other costs that an entity incurs in connection with the borrowing of funds. Income earned on temporary investment of the borrowings pending their expenditure on the qualifying assets is deducted from the borrowing costs eligible for capitalization.

Other borrowing costs are recognized as an expense in the year in which they are incurred.

## 9. Cash and cash equivalents

Cash and cash equivalents in the balance sheet comprise cash-on-hand, cash-at-bank and liquid term deposits (with an original maturity of three months or less from the date of acquisition), which are subject to an insignificant risk of change in value.

## 10. Government grants

- a) Government grants received are recognized when there is reasonable assurance that the Company will comply with the conditions associated with the grant. Government Grants are classified as capital assets and revenue based on the nature of the grant.
- b) Grants and Subsidies received for specific assets (property, plant and equipment) are disclosed as 'Grants and Subsidies' (Deferred Incomes) on the Liabilities side of the Balance Sheet as a separate line item. They are amortized in proportion to depreciation on related assets (thereby, amortized based on the expected lives of the related assets), and presented within 'Other Income.'
- c) The related assets herein primarily include Plant and Equipment, Lines and Cable Networks. There, Since the rates of depreciation as prescribed by the Central Electricity Regularity Commission (CERC) for the purpose of tariff are being followed by the Company, the same are being used for amortization of such related assets as well.
- d) The rate so arrived at is 5.28% as per the CERC guidelines for the related assets mentioned. As seen from the operations during previous years, the creation of assets against capital grants received during the period generally take more than a year for completion. The same are thereby booked under capital work-in-progress. Hence, grants and subsidies have been amortized at 5.28% of their opening balance for the reporting period.





*Meghalaya Power (Distribution) Corporation Limited*

- e) Grants and Subsidies on Revenue Accounts are disclosed separately as Income in the Statement of Profit & Loss.

**11. Provisions, contingent liabilities and contingent asset**

A provision is recognized when the company has a present obligation (Legal or Constructive) as a result of a past event and it is probable that an outflow of resources will be required to settle the obligation in respect of which a reliable estimate can be made.

Contingent liabilities are not recognized but disclosed in Notes when the company has possible obligation due to past events and existence of the obligation depends upon occurrence or non-occurrence of future events not wholly within the control of the company.

Contingent liabilities are assessed continuously to determine whether outflow of economic resources have become probable. If the outflow becomes probable, then relative provision is recognized in the financial statements.

A contingent asset is a possible asset that arises from past events and whose existence will be confirmed only by the occurrence or non-occurrence of one or more uncertain future events not wholly within the control of the entity. Contingent assets are not recognised but disclosed only when an inflow of economic benefits is probable.

**12. Foreign currency transactions**

- a) Items used in the financial statements of the company are measured using the currency of the primary economic environment in which the entity operates, i.e., the functional currency. The functional and presentation currency for the company is Indian Rupee (INR).
- b) Foreign currency transactions, if any, are translated into the functional currency using the exchange rates on the date of such transactions.
- c) The exchange difference arising out of transactions through foreign currencies is recognised in the Statement of Profit & Loss.
- d) Monetary assets and liabilities denominated in foreign currencies are translated at the functional currency spot rates of exchange on the reporting date.

**13. Leases**

- A Lease is classified as a finance lease if it transfers substantially all the risks and rewards incidental to ownership. A lease is classified as an operating lease if it does not transfer substantially all the risks and rewards incidental to ownership.

**As a lessee**

- Finance leases are capitalised on the lease's inception date at the lower of fair value of the leased property or at the present value of the minimum lease payments. The corresponding rental obligations, net of finance charges, are included in borrowings or other financial liabilities as appropriate. Each lease payment is allocated between the liability and finance cost. The finance cost is charged to the profit or loss over the lease period so as to produce a constant periodic rate of interest on the remaining balance of the liability for each period.
- Operating lease payments are charged to the profit or loss on a straight-line basis over the lease term.





**As a lessor**

- Lease income from operating leases is recognized as income on a straight-line basis over the lease term of the relevant lease.

**14. Revenue from Operations**

The Company's revenues arise from the distribution of power and other income. Revenue from distribution of power is regulated and governed by the applicable MSERC Tariff Regulations under the Electricity Act, 2003. Revenue from other income comprises interest from banks, employees, contractors etc., surcharge received from customers for delayed payments, sale of scrap, other miscellaneous income, etc.

Revenue is measured based on the consideration that is specified in a contract with a customer or is expected to be received in exchange for the products or services and excludes amounts collected on behalf of third parties. The Company recognizes revenue when (or as) the performance obligation is satisfied, which typically occurs when (or as) control over the products or services is transferred to a customer.

The incentives/disincentives are accounted for based on the norms notified/approved by the MSERC as per the principles enunciated in Ind AS 115. Rebates allowed to beneficiaries as early payment incentives are deducted from the amount of revenue.

Contract modifications are accounted for when additions, deletions or changes are approved either to the contract scope or contract price. The accounting for modifications of contracts involves assessing whether the services added to an existing contract are distinct and whether the pricing is at the standalone selling price. Services added that are not distinct are accounted for on a cumulative catch up basis, while those that are distinct are accounted for prospectively, either as a separate contract, if the additional services are priced at the standalone selling price, or as a termination of the existing contract and creation of a new contract if not priced at the standalone selling price.

a) Revenue from Sale of Power:

The company is engaged in the business of distribution of power as defined in "The Meghalaya Power Sector Reforms Transfer Scheme 2010".

Timing of Recognition and Measurement of Revenue: The revenue for the above had been determined in accordance with tariff orders awarded by the Meghalaya State Electricity Regulatory Commission (MSERC), as applicable to the consumers.

b) Other Income:

- i. Other operating revenues from consumers: Meter rents, Delayed Payment Charges, Rebates, etc are recognized on accrual basis, except other charges from consumers which are recognized on actual realisation basis.
- ii. Income from sale of scrap, fees, penalties and miscellaneous receipts are accounted for on the basis of actual realisation.
- iii. Interest income on term deposit is recognised when no significant uncertainty as to measurability or collectability exist, on a time proportion basis taking into account the amount outstanding and the applicable interest rate, using the effective interest rate method (EIR).
- iv. Interest incomes other than that on term deposits are accounted for on actual realisation basis.
- v. Other incomes (unless mentioned above) are recognised on accrual basis except when ultimate realisation of such incomes are uncertain or details are not readily available.

**15. Expenditure**

The Company has classified expenses recognised in profit or loss based on the nature of expense method. Expenses shown under employee benefit costs (including allocation from the Holding Company- Meghalaya





*Meghalaya Power (Distribution) Corporation Limited*

Energy Corporation Limited), depreciation, finance costs and other expenses are recognized on accrual. The aforesaid expenses are disclosed as separate line items in the financial statements as well.

Item of income or expenditure are disclosed separately if it exceeds one percent of the revenue from operations or Rs. 10, 00,000, whichever is higher,

**16. Employee benefits**

Employee benefits include inter – alia, wages and salaries, General Provident Fund (GPF), gratuity, pension, Contributory Pension Scheme (CPS), leave encashment and post-employment medical benefits.

Moreover, in accordance with "The Meghalaya Government Power Sector Reforms Transfer Scheme 2010," the company has all its employees on deputation from the Holding Company, i.e., the Meghalaya Energy Corporation Limited (MeECL).

• **Defined contribution plans**

Provident fund – The contribution to Provident Fund is transferred to the Holding Company i.e., Meghalaya Energy Corporation Limited (MeECL). Thereafter, the said transferred contributions are deposited with the General Provident Fund (GPF) Trust Account of Meghalaya Energy Corporation Limited (MeECL).

Contributory Pension Scheme (CPS) - The contribution to the Contributory Pension Scheme is transferred to the Holding Company i.e., Meghalaya Energy Corporation Limited (MeECL). Thereafter, the said transferred contributions are deposited with the Contributory Pension Scheme (CPS) Cell of the Company.

• **Defined benefits plans**

Pension – The liability of pension is accounted on the basis of demand raised by the Meghalaya Energy Corporation Limited Pension Cell. Thereafter, the demand so raised is settled by the said Cell.

Gratuity – The liability of gratuity is accounted on the basis of demand raised by the Meghalaya Energy Corporation Limited Gratuity Cell. Thereafter, the demand so raised is settled by the said Cell.

• **Other long-term employee benefits**

The encashment of leave is given to the employees of the company on retirement. The company accounts for leave encashment liability on the basis of demand raised by the Holding Company, i.e., Meghalaya Energy Corporation Limited. Thereafter, the demand so raised is settled by the Company.

The expenses relating to terminal benefits of employees comprising of provident fund, pension, Contributory Pension Scheme (CPS), gratuity, leave encashment etc. during the reporting period have been taken into consideration on the basis of allocation given by the holding company and the same has been paid or adjusted accordingly.

• **Short term obligations**

Short term employee benefits obligations are measured on an undiscounted basis and are expenses as the related services are provided. A liability is recognized for the amount expected to be paid under short-term employee benefits if the Company has a present legal or constructive obligation to pay this amount as a result of past service provided by the employee and the obligation can be estimated reliably.

**17. Income tax**

Income tax expense for the year represents the sum of the current tax and deferred tax. Current tax expenses is recognised in profit & loss except to the extent that it relates to items recognised directly in other comprehensive income or equity, in which case it is recognised in OCI or equity.

Current tax is the expected tax payable / receivable on the taxable income / loss for the year calculated using tax rates that have been enacted or substantively enacted by the end of the reporting period.





*Meghalaya Power (Distribution) Corporation Limited*

Deferred tax is recognised in respect of temporary differences between the carrying amounts of assets and liabilities in the financial statements and the corresponding amounts used for taxation purpose.

Deferred tax liability is generally recognized for all taxable temporary differences.

Deferred tax asset is generally recognized only to the extent that it is probable that future taxable profits will be available against which the assets can be utilized. The carrying amount of deferred tax asset is reviewed at the end of each reporting period and reduced to the extent that it is no longer probable that the related tax benefit will be realized.

Current and deferred tax are recognized in profit or loss, except when they relate to items that are recognized in other comprehensive income or directly in equity, in which case, the current and deferred tax are also recognized in other comprehensive income or directly in equity respectively.

**18. Operating segments**

In accordance with Ind AS 108, the operating segments used to present segment information are identified on the basis of internal reports used by the Company's Management to allocate resources to the segments and assess their performance. The Board of Directors is collectively the Company's 'Chief Operating Decision Maker' or 'CODM' within the meaning of Ind AS 108. The indicators used for internal reporting purposes may evolve in connection with performance assessment measures put in place.

The operating segments are the segments for which separate financial information is available and for which operating profit or loss amounts are evaluated regularly by the executive management in deciding how to allocate resources and in assessing performance.

**19. Prior period errors**

Material prior period(s) errors are corrected retrospectively by restating the comparative amounts for the prior periods to the extent practicable along with change in basic and diluted earnings per share. However, if the error relates to a period prior to the comparative period, opening balances of the assets, liabilities and equity of the comparative period presented are restated.

**20. Earnings per share**

Basic earnings per equity share are computed by dividing the net profit or loss attributable to equity shareholders of the Company by the weighted average number of equity shares outstanding during the financial year.

Diluted earnings per equity share is computed by dividing the net profit or loss attributable to equity shareholders of the Company by the weighted average number of equity shares considered for deriving basic earnings per equity share and also the weighted average number of equity shares that could have been issued upon conversion of all diluted potential equity shares.

**21. Cash flow statement**

In the Cash Flow Statement, cash flows are reported using the indirect method, whereby profit or loss before extraordinary items and tax is adjusted for the effects of necessary adjustments. The net inflows and/or outflows from operating, investing and financing activities of the Company are segregated based on available information.





## 22. Financial instruments

A financial instrument is any contract that gives rise to a financial asset of one entity and a financial liability or equity instrument of another entity

### 22.1 Financial assets

Financial assets are recognised when the Company becomes a party to the contractual provisions of the instrument and are initially recognised at fair value and directly attributable transaction costs towards acquisition or issue of the financial asset are added to or deducted from the fair value on initial recognition except for financial assets which are recognised at fair value through profit and loss.

Financial assets are classified as those measured at:

- Amortised cost, where the financial assets are held solely for collection of cash flows arising from payments of principal and/or interest
- Fair value through other comprehensive income (FVTOCI), where the financial assets are held not only for collection of cash flows arising from payments of principal and/or interest but also from the sale of such assets. Such assets are subsequently measured at FVOCI.
- Fair value through profit or loss (FVTPL), where the financial assets are not classified either at amortised cost or FVTOCI.

Financial assets include trade receivables, advances, security deposits, cash and cash equivalents etc and are classified for measurement at amortised cost. Management determines the classification of an asset at initial recognition depending on the purpose for which the assets were acquired.

#### **Impairment of Financial Assets:**

Allowances for Doubtful Debts have been calculated at 3% of outstanding receivables as on the 31st of March of each year.

#### **De-recognition of Financial Assets:-**

Financial assets are derecognized when the contractual right to receive cash flows from the financial assets expires, or corporation transfers the contractual rights of such financial assets to receive the cash flows from the asset.

### 22.2 Financial Liabilities

#### **Initial recognition and measurement**

Financial liabilities include long and short-term loans and borrowings, bank overdrafts, other payables, eligible current and non-current liabilities.

All financial liabilities are recognised initially at fair value and, in the case of borrowings and payables, net of directly attributable transaction costs.

#### **Subsequent measurement**

The measurement of financial liabilities depends on their classification, as described below:

#### **Financial liabilities at amortised cost**

After initial measurement, such financial liabilities are subsequently measured at amortised cost using the EIR method. Gains and losses are recognised in profit or loss when the liabilities are derecognised as well as through the EIR amortisation process. Amortised cost is calculated by taking into account any discount or premium on acquisition and fees or costs that are an integral part of the EIR. The EIR amortisation is included in finance costs in the profit or loss. This category generally applies to borrowings, trade payables and other contractual liabilities.





## Meghalaya Power (Distribution) Corporation Limited

### **Financial liabilities at fair value through profit or loss**

Financial liabilities at fair value through profit or loss include financial liabilities held for trading and financial liabilities designated upon initial recognition as at fair value through profit or loss. Financial liabilities are classified as held for trading if they are incurred for the purpose of repurchasing in the near term.

Gains or losses on liabilities held for trading are recognised in the statement of profit and loss.

Financial liabilities designated upon initial recognition at fair value through profit or loss are designated at the initial date of recognition, and only if the criteria in Ind AS 109 are satisfied. For liabilities designated as FVTPL, fair value gains/losses attributable to changes in own credit risk are recognised in OCI. These gains/losses are not subsequently transferred to profit and loss. However, the Company may transfer the cumulative gain or loss within equity. All other changes in fair value of such liability are recognised in the statement of profit and loss.

The Company has not designated any financial liability as at fair value through profit and loss.

### **De-recognition**

A financial liability is derecognised when the obligation under the liability is discharged or cancelled or expires. When an existing financial liability is replaced by another from the same lender on substantially different terms, or the terms of an existing liability are substantially modified, such an exchange or modification is treated as the derecognition of the original liability and the recognition of a new liability. The difference in the respective carrying amounts is recognised in the statement of profit and loss.

### **Offsetting financial instruments:**

Financial assets and liabilities are offset and the net amount is included in the Balance Sheet where there is a legally enforceable right to offset the recognised amounts and there is an intention to settle on a net basis or realize the asset and settle the liability simultaneously.





Note 2: PROPERTY, PLANT AND EQUIPMENT

Serial No.	Particulars	GROSS CARRYING AMOUNT				ACCUMULATED DEPRECIATION				NET CARRYING AMOUNT	
		As at 1st April, 2022	Additions during the year	Disposals and/or Deductions during the year	As at 30th September, 2022	As at 1st April, 2022	Additions during the year	Adjustments or Deductions during the year	As at 30th September, 2022	As at 30th September, 2022 (Unaudited)	As at 31st March, 2022 (Restated)
1	Land	185.58	16.08	-	201.66	-	-	-	-	201.66	185.58
2	Buildings	1,159.83	-	-	1,159.83	482.86	21.55	-	504.41	655.42	676.97
3	Plant and Equipment	8,950.09	-	-	8,950.09	2,128.01	251.49	-	2,379.50	6,570.59	6,822.08
4	Furniture and Fixtures	37.87	-	-	37.87	21.51	0.94	-	22.44	15.43	16.36
5	Vehicles	38.38	-	-	38.38	22.38	1.66	-	24.04	14.34	16.00
6	Office equipment	142.66	0.47	-	143.13	64.37	5.62	-	69.99	73.14	78.29
7	Others	-	-	-	-	-	-	-	-	-	-
7 (a)	Hydraulic Works	8.16	-	-	8.16	2.52	0.21	-	2.73	5.43	5.64
7 (b)	Other Civil Works	235.50	-	-	235.50	70.06	5.01	-	75.07	160.42	165.43
7 (c)	Lines and Cable Network	71,780.61	236.37	-	72,016.98	14,644.04	2,025.44	-	16,669.48	55,347.51	57,136.58
	<b>Total</b>	<b>82,538.68</b>	<b>252.92</b>	-	<b>82,791.59</b>	<b>17,435.74</b>	<b>2,311.92</b>	-	<b>19,747.66</b>	<b>63,043.93</b>	<b>65,102.94</b>

(a)

Serial No.	Particulars	GROSS CARRYING AMOUNT				ACCUMULATED DEPRECIATION				NET CARRYING AMOUNT	
		As at 1st October, 2021	Additions during the year	Disposals and/or Deductions during the year	As at 31st March, 2022	As at 1st October, 2021	Additions during the year	Adjustments or Deductions during the year	As at 31st March, 2022	As at 31st March, 2022	As at 30th September, 2021
1	Land	185.58	-	-	185.58	-	-	-	-	185.58	185.58
2	Buildings	1,159.83	-	-	1,159.83	461.27	21.59	-	482.86	676.97	698.56
3	Plant and Equipment	8,949.97	0.12	-	8,950.09	1,875.67	252.34	0.00	2,128.01	6,822.08	7,074.29
4	Furniture and Fixtures	37.70	0.17	-	37.87	20.53	0.98	0.00	21.51	16.36	17.17
5	Vehicles	38.38	-	-	38.38	20.73	1.65	-	22.38	16.00	17.65
6	Office equipment	140.13	2.53	-	142.66	58.95	5.92	0.50	64.37	78.29	81.18
7	Others	-	-	-	-	-	-	-	-	-	-
7 (a)	Hydraulic Works	8.16	-	-	8.16	2.30	0.21	-	2.52	5.64	5.85
7 (b)	Other Civil Works	235.50	-	-	235.50	65.05	5.01	-	70.06	165.43	170.45
7 (c)	Lines and Cable Network	71,587.64	192.98	-	71,780.61	12,616.41	2,028.64	1.01	14,644.04	57,136.58	58,971.23
	<b>Total</b>	<b>82,342.87</b>	<b>195.80</b>	-	<b>82,538.68</b>	<b>15,120.90</b>	<b>2,316.34</b>	<b>1.51</b>	<b>17,435.74</b>	<b>65,102.94</b>	<b>67,221.97</b>

(b)





Note 3: CAPITAL WORK-IN-PROGRESS

(Amount in INR Lakhs)

(a) Serial No.	Particulars	As at 1st April, 2022	Debits during the year	Credits during the year	As at 30th September, 2022 (Unaudited)
1	Capital Work-in-Progress	1,20,794.96	3,987.09	966.06	1,23,815.99
2	Capital Stock	2,059.81	209.07	376.85	1,892.03
	<b>Total</b>	<b>1,22,854.76</b>	<b>4,196.16</b>	<b>1,342.90</b>	<b>1,25,708.02</b>

(Amount in INR Lakhs)

(b) Serial No.	Particulars	As at 1st October, 2021	Debits during the year	Credits during the year	As at 31st March, 2022 (Restated)
1	Capital Work-in-Progress	1,09,818.83	11,348.71	372.58	1,20,794.96
2	Capital Stock	2,200.72	225.57	366.48	2,059.81
	<b>Total</b>	<b>1,12,019.54</b>	<b>11,574.28</b>	<b>739.06</b>	<b>1,22,854.76</b>





NON-CURRENT ASSETS  
 Note 4- FINANCIAL ASSETS (OTHERS)

(Amount in INR Lakhs)

Particulars	As at 30th September, 2022 (Unaudited)	As at 31st March, 2022 (Restated)
Unsecured Considered Good : Recoverable From State Government	1,843.00	1,145.68
<b>Total</b>	<b>1,843.00</b>	<b>1,145.68</b>

Note 4.1- The balance as on 1st of April, 2013 with regards to the above recoverable have been taken as per Transfer Notification No. Power-79/2009/Pt-1/422 dated 29.04.2015 towards re-vesting of assets and liabilities by the holding company, i.e., Meghalaya Energy Corporation Limited (MeECL). This head pertains to RGGVY (Rajiv Gandhi Grameen Vidyutikaran Yojana) Loan along with Interest of the Government of Meghalaya, borne by the Company and thereby recoverable from the State Government, which is purely connected to the Company. However, balances have been vested in the Financial Statements of the Related Parties of the Company viz., Meghalaya Power Generation Corporation Limited (MePGCL) and Meghalaya Power Transmission Corporation Limited (MePTCL) as well, vide the aforesaid notification. Thereby, the ascertainment of the actual status of the same is under reconciliation.

Note 5- OTHER NON CURRENT ASSETS

(Amount in INR Lakhs)

Particulars	As at 30th September, 2022(Unaudited)	As at 31st March, 2022(Restated)
Unsecured Considered Good : Capital Advances	5,239.63	2,104.79
<b>Total</b>	<b>5,239.63</b>	<b>2,104.79</b>

CURRENT ASSETS  
 Note 6- INVENTORIES

(Amount in INR Lakhs)

Particulars	As at 30th September, 2022(Unaudited)	As at 31st March, 2022(Restated)
Operational and Maintenance Stock	1,884.88	1,789.28
<b>Total</b>	<b>1,884.88</b>	<b>1,789.28</b>

Note 7 (a)- FINANCIAL ASSETS (TRADE RECEIVABLES)

(Amount in INR Lakhs)

Particulars	As at 30th September, 2022(Unaudited)	As at 31st March, 2022(Restated)
Unsecured, considered good Doubtful	83,533.35	68,659.22
<b>Sub-Total</b>	<b>83,533.35</b>	<b>68,659.22</b>
Less: Allowances for Doubtful Debts	-	-
<b>Total</b>	<b>83,533.35</b>	<b>68,659.22</b>





Note 7 (b)- FINANCIAL ASSETS( CASH AND CASH EQUIVALENTS)

Particulars	(Amount in INR Lakhs)	
	As at 30th September, 2022(Unaudited)	As at 31st March, 2022(Restated)
Balances with Banks		
Cash on hand	1,462.69	3,031.88
Cash Imprest with Staff	170.86	106.90
Others - Overdraft Accounts with Punjab National Bank	120.93	119.93
	-	-
<b>Total</b>	<b>1,754.47</b>	<b>3,258.71</b>

Note 7 (c)- FINANCIAL ASSETS (BALANCES OTHER THAN CASH AND CASH EQUIVALENTS)

Particulars	(Amount in INR Lakhs)	
	As at 30th September, 2022(Unaudited)	As at 31st March, 2022(Restated)
Other Bank Balances (Term Deposits - original maturity more than 3 month but less than 12 month)	9,051.50	8,134.92
<b>Total</b>	<b>9,051.50</b>	<b>8,134.92</b>

Note 7 (c).1- During the Financial Year 2017-18, in certain instances, booking of redemption of 'Investments in Term Deposits' of the company had been erroneously passed in the books of other related parties within the MeECL Group (i.e., the Holding Company and/or its other subsidiaries). Similarly, in certain instances, redemptions pertaining to the company had also been erroneously passed in the books of other related parties within the MeECL Group (i.e., the Holding Company and/or its other subsidiaries). Furthermore, during the Financial Year 2017-18, inadvertent errors had also surfaced in booking of interests on such investments, initial booking of investments, etc. Consequent to the said discrepancies, reconciliation of 'Investments in Term Deposits' for the Financial Year 2017-18 have been undertaken, to rectify the aforementioned errors.

Note 7 ( d ) - FINANCIAL ASSETS (LOANS)

Particulars	(Amount in INR Lakhs)	
	As at 30th September, 2022(Unaudited)	As at 31st March, 2022(Restated)
Unsecured Considered Good : Loan to Employee	24.69	56.33
<b>Total</b>	<b>24.69</b>	<b>56.33</b>





Note 7 ( e ) - FINANCIAL ASSETS (OTHER)

(Amount in INR Lakhs)

Particulars	As at 30th September, 2022(Unaudited)	As at 31st March, 2022(Restated)
<b>Unsecured Considered Good :</b>		
Related Party Receivables:		
i.) Meghalaya Energy Corporation Limited (MeECL)-		
Receivables against Remittances of Cash and Cash Equivalents	20,011.73	21,637.11
Receivables against Remittances of Fuel, Materials, Personnel and Others	-	-
Receivables against Operations, Capital and Others	527.50	88.64
ii.) Meghalaya Power Generation Corporation Limited (MePGCL)-		
Receivables against Operations, Capital and Others	14,934.46	7,776.04
iii.) Meghalaya Power Transmission Corporation Limited (MePTCL)-		
Receivables against Remittances of Cash and Cash Equivalents	4,856.96	2,848.44
Other Receivables	708.08	8.08
Other Income- Accrued And Due	34.38	34.38
<b>Total</b>	<b>41,073.12</b>	<b>32,392.70</b>

Note 7(e).1- Related Party Receivables as stated in Note 7(e) and Related Party Payables as stated in Note 14(c) (Intra-group and intra-unit transactions) primarily comprise of the following transactions : -

Remittances of Cash and Cash Equivalents:

- 'Transfers in Transit' inclusive of allotment of fund from Head Quarters and/or Holding Company to underlying Divisions.
- 'Remittances in Transit' inclusive of transfers of revenue and other collections from underlying Divisions to relevant Head Quarters and/or Holding Company.

Remittances of Fuel, Materials, Personnel and Others:

- Transfer of fuel related expense of one underlying division on behalf of another such division, which may cut across underlying divisions of different companies within the group as well.
- Transfer of materials between underlying divisions of all the companies within the group and the Central Stores administered by the Holding Company.
- Transfer of Capital Asset related expenditures or capital incomes of one underlying division on behalf of another such division, which may cut across underlying divisions of different companies within the group as well.
- Transfer of stock of stationery between underlying divisions of all the companies within the group and the Central Stores administered by the Holding Company.
- Record of any other inter-division transactions , including personnel related balances.

Operations, Capital and Others:

- Intra-group receipts and expenses related to segregation of Principal Accounts of cash and banking transactions.
- Recognition of Equity of Holding Company in the company.
- Transfer of Intra-group Loans.
- Transfer of Investments in term deposits and interest thereof from Holding Company to relevant subsidiary companies.
- Apportionment of Holding Company's expenses to the related subsidiaries.

Any differences between Receivables and Payables against 'Remittances of Cash and Cash Equivalents' amidst the Company and its related parties mainly constitute of figures which are still under reconciliation. Thereby, the same have been grouped under 'Other Current Financial Assets' or 'Other Current Financial Liabilities' as the case may be, and not under 'Cash and Cash Equivalents'.

There is no contract/agreement between the subsidiaries and holding company regarding the settlement of transactions on the net off basis. Hence, netting of the receivable and payable regarding intercompany balance may not be permitted as per Ind AS 1.





Note 8- CURRENT TAX ASSETS

Particulars	(Amount in INR Lakhs)	
	As at 30th September, 2022(Unaudited)	As at 31st March, 2022(Restated)
Direct Tax Asset	164.76	202.19
<b>Total</b>	<b>164.76</b>	<b>202.19</b>

Note 8.1- With regards to the above, determination of actual status of Taxes and their corresponding reconciliation with book balances is under process. Theoretically, the aforesaid Taxes should be of current nature only. Thereby, the accurate distinction of such amounts into Current and Non-current heads, if applicable, can only be conceived after the said reconciliation is completed.

Note 9- OTHER CURRENT ASSETS

Particulars	(Amount in INR Lakhs)	
	As at 30th September, 2022(Unaudited)	As at 31st March, 2022(Restated)
Unsecured Considered Good :		
Advances other than capital advances:		
Operational and Maintenance Advances	368.64	384.29
Prepaid Expenses	0.05	0.57
Staff Related Advance	152.30	135.79
Balance with Govt Authorities	2,809.82	2,341.06
<b>Total</b>	<b>3,330.81</b>	<b>2,861.71</b>





EQUITY  
 Note 10- EQUITY SHARE CAPITAL

(Amount in INR Lakhs)

Particulars	As at	As at
	30th September, 2022 (Unaudited)	31st March, 2022 (Restated)
(a) Authorised: 10,000.00 Lakhs (Previous year 10,000.00 Lakhs) Equity Shares of Rs 10.00 each	1,00,000.00	1,00,000.00
(b) Issued, subscribed and fully paid up: 8,502.18 Lakhs (Previous year 8,502.18 Lakhs) Equity Shares of Rs 10.00 each	85,021.80	85,021.80
<b>Total</b>	<b>85,021.80</b>	<b>85,021.80</b>

Note 10.1- The Company has only one class of equity shares (without differential rights), having par value of Rs 10 per share. Each shareholder is eligible to one vote per share held.

10.2- Reconciliation of the number of Equity Shares outstanding: -

(Amount in INR Lakhs)

Particulars	As at 30th September, 2022(Unaudited)		As at 31st March, 2022(Restated)	
	No. of shares	Amount	No. of shares	Amount
Equity Shares at the beginning of the year	85,02,17,969.00	85,021.80	84,68,57,969.00	84,685.80
Add- Shares issued during the year	-	-	33,60,000.00	336.00
Equity Shares at the end of the year	<b>85,02,17,969.00</b>	<b>85,021.80</b>	<b>85,02,17,969.00</b>	<b>85,021.80</b>

10.3- Details of shares held by the Holding Company:-

100% Shares are held by the Holding Company, Meghalaya Energy Corporation Limited (MeECL) and its nominees.

10.4- Details of the Equity Shares held by each shareholder holding more than 5% Equity Shares

Particulars	As at 30th September, 2022(Unaudited)		As at 31st March, 2022(Restated)	
	No. of shares	% held	No. of shares	% held
Meghalaya Energy Corporation Limited (MeECL) and its nominees	85,02,17,969.00	100.00	85,02,17,969.00	100.00





Note 11- OTHER EQUITY

(Amount in INR Lakhs)

(a) Serial No.	Particulars	As at 1st April, 2022	Prior Period Adjustments	Additions during the year	Deductions during the year	As at 30th September, 2022 (Unaudited)
1	Retained Earnings	(2,62,766.37)	263.31	-	4,910.59	(2,57,592.48)
2	Equity Share Capital Pending Allotment	904.56	-	-	-	904.56
	<b>Total</b>	<b>(2,61,861.81)</b>	<b>263.31</b>	<b>-</b>	<b>4,910.59</b>	<b>(2,56,687.92)</b>

(Amount in INR Lakhs)

(b) Serial No.	Particulars	As at 1st October, 2021	Prior Period Adjustments	Additions during the year	Deductions during the year	As at 31st March, 2022 (Restated)
1	Retained Earnings	(2,48,264.18)	1,340.70	-	(15,842.89)	(2,62,766.37)
2	Equity Share Capital Pending Allotment	1,153.00	-	87.56	336.00	904.56
	<b>Total</b>	<b>(2,47,111.18)</b>	<b>1,340.70</b>	<b>87.56</b>	<b>(15,506.89)</b>	<b>(2,61,861.81)</b>

Note 11.1- Equity Share Capital Pending Allotment represents the amount of equity share capital to be allotted to Meghalaya Energy Corporation Limited (MeECL- Holding Company) in accordance with notification issued on the 29th of April, 2015 by the Government of Meghalaya and subsequent transactions thereafter.

Note 11.2- 'Retained Earnings' has been debited by the following Total Comprehensive (Loss)/income incurred during the current and previous year.

Amounts in INR lakhs

Particulars	Apr 22 to Sep22	Apr 21 to Sep21
(Loss)/Income	4,910.59	(15,842.89)





NON-CURRENT LIABILITIES  
 Note 12 - FINANCIAL LIABILITIES (BORROWINGS)

(Amount in INR Lakhs)

Particulars	As at 30th September, 2022 (Unaudited)	As at 31st March, 2022 (Restated)
<b>Secured:</b>		
<b>(i) Term Loans:</b>		
<b>(a) From Banks:</b>		
9.75% Vehicle Loan from Central Bank of India  (The loan has been availed for procurement of Distribution Vans. It has been taken on the personal guarantee of erstwhile Director-Corporate Affairs, Shri V.Kr. Mantri, IAS. The loan is repayable through Equated Monthly Installments amounting to R.s 40358.00 per month for 84 months. The Loan carries a Floating Interest Rate)	-	-
<b>(b) From Others:</b>		
(i) 8% Loan from Rural Electrification Corporation (REC) Limited (Restructured) (The terms of the loan include monthly repayments in 20 Years from the year 2002 with State Government Guarantees)	564.21	955.00
(ii) 9% Loan from Power Finance Corporation (PFC) Limited (Restructured Accelerated Power Development and Reforms Programme, R-APDRP-Part A) (This loan has been availed for R-APDRP Part-A Works)	3,389.40	3,389.40
(iii) 9% Loan from Power Finance Corporation (PFC) Limited (Restructured Accelerated Power Development and Reforms Programme, R-APDRP-Part B) (This loan has been availed for R-APDRP Part-B Works)	8,236.24	8,236.24
(iv) 12.65% Loan from Power Finance Corporation (PFC) Limited (This loan has been availed for power Purchase. It is guaranteed by the State Government, with 3 years moratorium period and quarterly repayments in 7 years)	25,283.09	27,584.69
(v) 11.15% Loan from PFC Ltd against IPD Scheme. (The loan is to be repiad in 108 equal monthly installment on the 15th day of each month)	500.22	518.82





MEGHALAYA POWER DISTRIBUTION CORPORATION LIMITED  
 NOTES TO ACCOUNTS FOR THE HALF YEAR ENDED 30th SEPTEMBER, 2022

(vi) 9.50% Atmanirbhar Bharat Abhiyaan Scheme The Loan is backed by State Government Guarantee, with a tenure of 10 years including a moratorium period of 3 years and repayment period of 7 years. The loan is to be availed equally from both PFC and REC Ltd.		
(a.) REC Ltd	55,067.75	55,067.75
(b.) PFC Ltd	55,067.75	55,067.75
<b>Unsecured:</b>		
<b>(i) Term Loans:</b>		
<b>(a) From Others:</b>		
Loan from State Government	17,544.58	17,544.58
(These loans have been availed with terms of semi-annual repayments in 10 Years with 2 years of moratorium from the dates of disbursement. For details of the same, reference should be drawn to Note 12.4)		
<b>(ii) Related Party:</b>		
11.50% (11.00%-11.75%) Loan from Meghalaya Energy Corporation Limited, MeECL- Holding Company	-	782.52
(The loan has been availed for a period of 5 years repayable in 60 equal monthly installments, without any moratorium period.)		
<b>Sub-Total</b>	<b>1,65,653.24</b>	<b>1,69,146.74</b>
Less: Current Maturities of Long Term Debts	6,023.78	6,806.30
<b>Total</b>	<b>1,59,629.46</b>	<b>1,62,340.45</b>





MEGHALAYA POWER DISTRIBUTION CORPORATION LIMITED  
 NOTES TO ACCOUNTS FOR THE HALF YEAR ENDED 30th SEPTEMBER, 2022

Note 12.1- '11.75% Loan from Meghalaya Energy Corporation Limited, MeECL- Holding Company' has been primarily availed to meet Cash-gap within the entity, amongst other requirements. In line of the same it may be concluded that the Cash Flows from both availing as well as servicing this loan is representative of increase in and maintenance of operating capacity of the entity, in accordance with Para 51 of Ind AS 7- 'Statement of Cash Flows.' Furthermore, the purpose of ostentation and retention of other non-current borrowings as detailed in Note 12 above, can also be construed to be partially representative of increase in and maintenance of operating capacity of the entity, (the absolute extent of which is practically not ascertainable).

Note 12.2 - The item-wise details of Current Maturities of Long Term Debts as at 30th September, 2021 are stated as under:-

(Amount in INR Lakhs)

Particulars	As at 30th September, 2022 (Unaudited)	As at 31st March, 2022(Restated)
<b>Secured:</b>		
(i) Term Loans:		
(a) From Others:		
8% Loan from Rural Electrification Corporation (REC) Limited (Restructured)	737.86	737.86
12.65% Loan from Power Finance Corporation (PFC) Limited	4,642.86	4,642.86
11.15% Loan from PFC Ltd against IPD Scheme.	37.20	37.20
<b>Unsecured:</b>		
(i) Term Loans:		
(a) From Others:		
Loan from State Government	605.86	605.86
(ii) Related Party:		
11.50% Loan from Meghalaya Energy Corporation Limited, MeECL-Holding Company	-	782.52
<b>Total</b>	<b>6,023.78</b>	<b>6,806.30</b>





Note 13- Deferred Revenue

(Amount in INR Lakhs)

Serial No.	Particulars	As at 30th September, 2022 (Unaudited)	As at 31st March, 2022 (Restated)
1	Government Grants	1,21,392.89	1,10,312.43
2	Consumers Contribution Towards Cost of Capital Asset	4,030.24	3,898.05
	<b>Total</b>	<b>1,25,423.13</b>	<b>1,14,210.47</b>

Note 13.1 Details of movement in 'Grants and Subsidies' (read with note 13 and 17)

(Amount in INR Lakhs)

Serial No.	Particulars	As at 1st April, 2022	Additions during the year	Deductions during the year	As at 31st September, 2022
1	Government Grants	1,14,474.07	11,090.67	2,085.93	1,23,478.82
2	Consumers Contribution Towards Cost of Capital Asset	4,205.34	144.85	159.98	4,190.22
	<b>Total</b>	<b>1,18,679.41</b>	<b>11,235.53</b>	<b>2,245.91</b>	<b>1,27,669.03</b>

(Amount in INR Lakhs)

Serial No.	Particulars	As at 1st October, 2021	Additions during the year	Deductions during the year	As at 31st March, 2022
1	Government Grants	1,08,629.13	7,925.76	2,080.82	1,14,474.07
2	Consumers Contribution Towards Cost of Capital Asset	4,166.67	192.31	153.65	4,205.34
	<b>Total</b>	<b>1,12,795.80</b>	<b>8,118.08</b>	<b>2,234.47</b>	<b>1,18,679.41</b>





CURRENT LIABILITIES  
 Note 14 (a) - FINANCIAL LIABILITIES (BORROWINGS)

(Amount in INR Lakhs)

Particulars	As at 30th September, 2022 (Unaudited)	As at 31st March, 2022 (Restated)
Secured:		
Overdraft Accounts with Central Bank of India	-	-
Overdraft Accounts with State Bank of India (These borrowings have been secured against Term Deposits of the Company)	-	-
<b>Total</b>	-	-

Note 14 (a).1- The aforementioned Borrowings have been serviced and retained for maintenance of operating capacity of the entity, in accordance with Para 51 of Ind AS 7- 'Statement of Cash Flows', amongst other requirements.

Note 14 (b)- FINANCIAL LIABILITIES (TRADE PAYABLES)

(Amount in INR Lakhs)

Particulars	As at 30th September, 2022(Unaudited)	As at 31st March, 2022(Restated)
<b>(a) Related Party Payable</b>		
Payables against Purchase of Power - MePGCL (Meghalaya Power Generation Corporation Limited)	9,858.14	8,478.77
Payables against Transmission Charges - MePTCL (Meghalaya Power Transmission Corporation Limited)	-	-
<b>(b) Others</b>		
Payables against Purchase of Power from Outside Parties	65,354.68	60,666.91
Payables against Wheeling Charges	2,361.22	3,026.09
Payables for Operational and Maintenance Related Supplies	769.43	629.53
<b>Total</b>	<b>78,343.47</b>	<b>72,801.29</b>





Note 14 (c)- FINANCIAL LIABILITIES (OTHER)

(Amount in INR Lakhs)

Particulars	As at 30th September, 2022(Unaudited)	As at 31st March, 2022(Restated)
<b>Current maturities of long-term debts-</b>		782.52
(a) Related Party- Meghalaya Energy Corporation Limited (MeECL- Holding Company)	-	782.52
(b) Others	6,023.78	6,023.78
<b>Interest accrued-</b>		29.65
(a) Related Party- Meghalaya Energy Corporation Limited (MeECL- Holding Company)	-	29.65
(b) Interest payable to the Government	1,431.38	1,431.38
(c) Others	10,621.34	10,594.49
Liabilities for capital supplies	27,574.80	29,987.15
Staff Related Liabilities	3,332.96	2,258.40
Security Deposits and Retention Moneys Payable (Including Deposit Work)	30,899.39	28,377.66
Liabilities for Expenses	4,549.73	4,202.89
Other Liabilities	7,266.36	6,566.18
Related Party Payables:		
i.) Meghalaya Energy Corporation Limited (MeECL)-		
Payables against Remittances of Cash and Cash Equivalents	-	-
Payables against Remittances of Fuel, Materials, Personnel and Others	10,073.61	8,669.26
Payables against Operations, Capital and Others	8,117.67	-
ii.) Meghalaya Power Generation Corporation Limited (MePGCL)-		
Payables against Operations, Capital and Others	-	-
iii.) Meghalaya Power Transmission Corporation Limited (MePTCL)-		
Payables against Operations, Capital and Others	24,933.66	24,959.60
<b>Total</b>	<b>1,34,824.67</b>	<b>1,23,882.95</b>

Note 15- PROVISIONS

(Amount in INR Lakhs)

Particulars	As at 30th September, 2022(Unaudited)	As at 31st March, 2022(Restated)
Provision for employee benefits	2,327.63	2,327.63
<b>Total</b>	<b>2,327.63</b>	<b>2,327.63</b>

Note 16- OTHER CURRENT LIABILITIES

(Amount in INR Lakhs)

Particulars	As at 30th September, 2022(Unaudited)	As at 31st March, 2022(Restated)
Statutory dues payable	5,524.02	5,371.51
Payable to State Govt - CM Relief Fund	-	-
Payable to State Govt - Others	-	-
<b>Total</b>	<b>5,524.02</b>	<b>5,371.51</b>

Note 17- DEFERRED REVENUE

(Amount in INR Lakhs)

Particulars	As at 30th September, 2022(Unaudited)	As at 31st March, 2022(Restated)
Government Grant	2,085.93	4,161.65
Consumer Contribution	159.98	307.29
<b>Total</b>	<b>2,245.91</b>	<b>4,468.94</b>





INCOMES  
 Note 18- REVENUE FROM OPERATIONS

(Amount in INR Lakhs)

Particulars	For the half year ended 30th September, 2022 (Unadited)	For the year ended 30th September, 2021 (Restated)
<b>Sale of Power:</b>		
Unscheduled Interchange Sales	973.07	1,248.47
Interstate billing on sale of Power to MPPL, Revenue on Sale of Power to APPCL and HPPC	2,011.47	6,663.84
NTPC PRAS	-	210.62
Sale of Power to Others	-	20,346.46
<b>Categories of other Consumers:</b>		
Domestic and Residential	13,177.38	3,546.81
Commercial	5,766.50	1,190.80
Industrial Medium and Low Voltage	250.75	44.11
Industrial High and Extra High Voltage	28,637.21	4,845.43
Public Lighting	66.30	0.76
Irrigation and Agriculture	1.51	0.49
Public Water Works	1,765.93	542.42
Bulk Supply to others	3,153.30	1,040.33
Miscellaneous and General Purpose	53.96	23.63
Electricity Duty Recoveries	346.20	9,933.55
Revenue from sale of power through Franchisee	1,487.20	1,181.39
	57,690.79	50,819.13
Less: Electricity Duty	-	-
	57,690.79	50,819.13
<b>Other operating revenues-</b>		
Meter Rent	424.21	100.82
Margin Money from Regulated Power	-	82.56
Reconnection Fees	0.17	-
Delayed Payment Charges Collected From Consumers	1,906.09	305.54
Rebates on Purchase of Energy	175.16	41.42
Other Charges From Consumers	1,250.63	725.17
<b>Total</b>	<b>61,447.05</b>	<b>52,074.64</b>

Note 19- OTHER INCOME

Particulars	For the half year ended 30th September, 2022(Unadited)	For the year ended 30th September, 2021(Restated)
<b>Interest Income:</b>		
From Banks	63.94	32.50
From Others	-	-
<b>Other non-operating income:</b>		
Rental and Hiring Income	0.13	1.16
Fees and Penalties	0.09	0.04
Sale of scrap, tender forms and others	0.01	-
Miscellaneous receipts	413.83	492.62
Amortization of Grants and Subsidies	2,085.93	2,080.82
Amortization of Consumer Contributions	159.98	153.65
Revenue Grant from UDAY	-	6,000.00
Revenue Grants for Other Expenditures	13,879.21	2,018.68
Sundry Balances Written Back	-	-
<b>Total</b>	<b>16,603.12</b>	<b>10,779.47</b>





EXPENSES  
Note 20- POWER PURCHASE COSTS

Particulars	For the half year ended 30th September, 2022(Unaudited)	For the year ended 30th September, 2021(Restated)
Power Purchase Costs	42,103.30	35,809.26
Surcharge on Power Purchases	474.13	15.67
<b>Total Power Purchase Costs</b>	<b>42,577.43</b>	<b>35,824.93</b>
Total Power Purchase Costs consist of:		
Related Party Purchases- Meghalaya Power Generation Corporation Limited (MePGCL)	14,480.67	8,746.26
Outside Party Purchases	28,096.76	27,078.67
<b>Wheeling Charges</b>		
Related Party Charges- Meghalaya Power Transmission Corporation Limited (MePTCL)	3,674.25	2,512.00
Outside Party Charges	4,723.70	5,246.50
<b>Total</b>	<b>50,975.38</b>	<b>43,583.43</b>

Note 21- EMPLOYEE BENEFITS EXPENSE

Particulars	For the half year ended 30th September, 2022(Unaudited)	For the year ended 30th September, 2021(Restated)
Salaries and wages	7,332.07	7,034.33
Contribution to provident and other funds	166.15	135.18
Apportionment of Employee Benefit Expenses (from Holding Company)	3,328.93	2,993.06
<b>Total</b>	<b>10,827.15</b>	<b>10,162.56</b>

Note 22.1- Apportionment of Employee Benefit Expenses (from Holding Company) has the following break-up:-

Particulars	For the half year ended 30th September, 2022 (Unaudited)	For the year ended 30th September, 2021(Restated)
Salaries and wages	549.20	579.37
Contribution to provident and other funds	2,779.02	2,413.01
Staff welfare expenses	0.71	0.68
<b>Total</b>	<b>3,328.93</b>	<b>2,993.06</b>

Note 22- FINANCE COSTS

Particulars	For the half year ended 30th September, 2022(Unaudited)	For the year ended 30th September, 2021(Restated)
Interest on loan:		
To related party (Meghalaya Energy Corporation Limited, i.e., Holding Company)- including Penal Interest	19.54	178.22
To Others- including Penal Interest	7,689.07	6,380.16
Other Interest	-	11.70
Other banking and guarantee charges	407.78	250.29
Other Charges	0.37	-
<b>Total</b>	<b>8,116.76</b>	<b>6,820.36</b>





MEGHALAYA POWER DISTRIBUTION CORPORATION LIMITED  
NOTES TO ACCOUNTS FOR THE HALF YEAR ENDED 30th SEPTEMBER, 2022

Note 23- DEPRECIATION AND AMORTIZATION EXPENSE

Particulars	For the half year ended 30th September, 2022(Unaudited)	For the year ended 30th September, 2021(Restated)
Depreciation	2,311.92	2,311.87
<b>Total</b>	<b>2,311.92</b>	<b>2,311.87</b>

Note 24- OTHER EXPENSES

Particulars	For the half year ended 30th September, 2022(Unaudited)	For the year ended 30th September, 2021(Restated)
<b>Repairs and maintenance:</b>		
Buildings	0.47	4.49
Plant and Equipment	40.26	31.70
Civil Works	0.45	9.03
Lines & Cables	176.02	143.74
Vehicles	4.70	6.68
Furniture and Fixtures	1.84	0.99
Office equipment	15.02	31.20
<b>Administration, Operating and General Expenses:</b>		
Insurance Charges	0.86	1.01
Billing Software Services	138.54	-
Rent, Rates and Taxes	4.73	4.38
Telegram, Postage, Telegraph and Telex charges	3.92	3.72
Training, conveyance and vehicle running expenses	372.36	453.99
Printing and stationery expenses	20.95	18.56
Auditors' remuneration*	1.00	5.86
Consultancy Charges	2.49	-
License and Registration Charges	0.03	-
Technical fees	0.04	0.03
Books & Periodicals	0.05	0.06
Fees and subscription expenses	-	0.04
Advertisement charges	-	0.04
Legal and professional charges	18.66	3.45
Meghalaya State Electricity Regulatory Commission (MSERC) Fees	31.80	5.14
	8.50	8.00
Electricity and Water Charges		
Franchisee Commission	17.93	0.33
Franchisee Transmission Loss	6.43	2.37
Discount allowed	-	-
Bank Charges	11.95	4.81
Entertainment expenses	5.80	2.69
Meter Reading Expenses	0.12	0.17
Miscellaneous expenses	-	-
Stamp Duty	20.45	1.06
GST Expenses	1.24	-
ROC charges	-	0.86
<b>Total</b>	<b>906.66</b>	<b>744.37</b>

Note 25- EXCEPTIONAL ITEMS

Particulars	For the half year ended 30th September, 2022(Unaudited)	For the year ended 30th September, 2021(Restated)
Shortage on physical verification of stock	-	-
Compensation to staff for injuries, death and/or damages	0.40	-
Compensation to others for injuries, death and/or damages	1.30	13.56
One Time Settlement Scheme	-	-
<b>Total</b>	<b>1.70</b>	<b>13.56</b>

